


Name: _____ Grade: _____ Group: _____ Date: _____

Occupations


Para realizar estos ejercicios, consulte las instrucciones generales.

1 Match the pictures.
(match the picshurs)
Une las imágenes.


Teacher
(ticher)
Maestro/a





Athlete
(áthlit)
Atleta




Firefighter
(faier faider)
Bombero/a










5







Doctor
(Dóctor)
Doctor/a











Engineer
(enyiniir)
Ingeniero/a






















2 Circle the person that are working.
(sirkul the pérsón that ar guorking)
Encierra en un círculo a las personas que están trabajando.

3 I want to be a/an
(Ai guant to bi a/an)
Quiero ser un/una

when I grow up
(güen ai grou ap)
cuando crezca




4

Job
(yob)
Trabajo/empleo

Work
(guork)
trabajar

job

work

U
iu

Universe
(iunivers)