

Name: _____ Grade: ____ Group: ____ Date: _____

Occupations 2

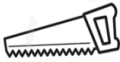
Para realizar estos ejercicios, consulte las instrucciones generales.

1 Match the pictures. (match the picshurs)
Une las imágenes.

Uses a mirror
(iuses a mirrór)
Usa un espejo



Uses a saw
(iuses a sa)
Usa un serrucho



Uses a wrench
(iuses a gruench)
Usa una llave



Uses a pot
(iuses a pot)
Usa una olla



Uses a computer
(iuses a compiuer)
Usa una computadora



Uses a cash register
(iuses a cash réyester)
Usa una caja registradora



Plumber
(plomer)
Plomero/a



Dentist
(déntest)
Dentista



Carpenter
(cárpenrer)
carpintero/a




Clerk
(clerk)
Empleado/a, cajero/a



Cook
(cook)
Cocinero/a



Secretary
(sécrtari)
Secretario/a



Cut wood
(cut guud)
Corta madera



Fix pipes
(fiks paips)
Arregla tuberías



Look at your teeth
(luuk at yur tiith)
Mira tus dientes



Work
(guork)
Trabaja














Keep money
(kiip mony)
Guarda dinero














Make soup
(meik suup)
Hace sopa

3

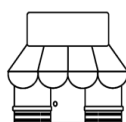






2 Highlight the vowels: a = red e = blue i = green o = yellow u = brown
(jailait the vauels: ei = red, i = bluu, ai = griin, ou = yelou, iu = braun)
Remarca las vocales: a = rojo, e = azul, i = verde, o = amarillo, u = café



Hospital (jóspital) Hospital
School (skuul) Escuela
Store (stor) Tienda
Office (ofis) Oficina
Restaurant (restorant) Restaurante