



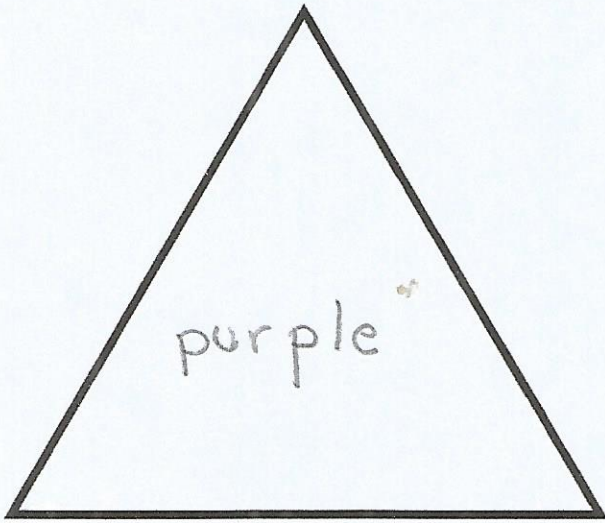
Shapes



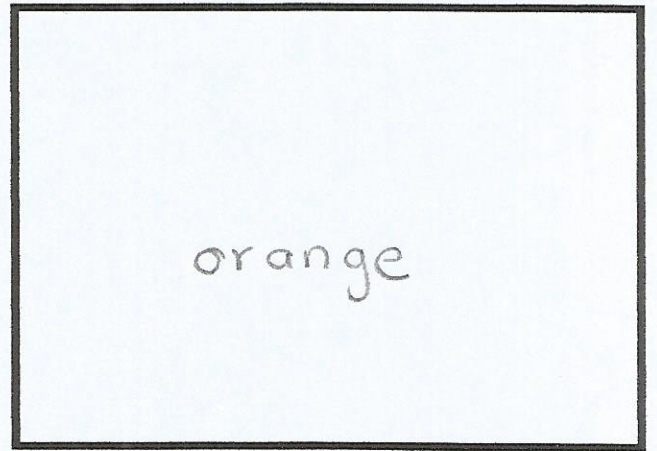
circle



oval



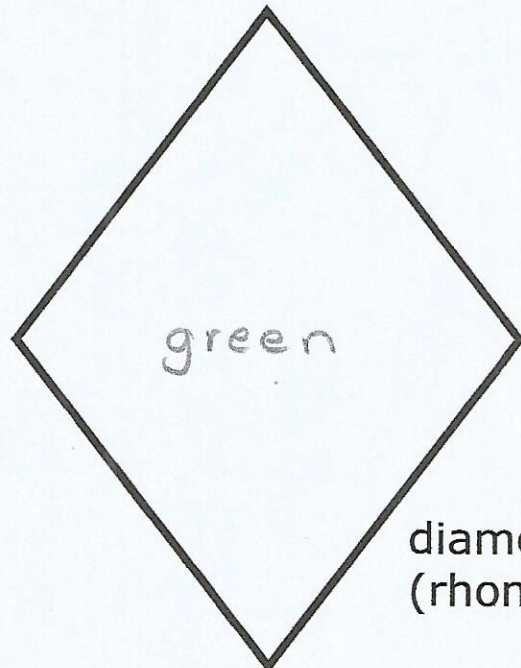
triangle



rectangle



square




diamond
(rhombus)

Activity

What are they saying?

Color the pictures and repeat the words below.
Colorea los dibujos y repite las palabras en la parte de abajo.



Good morning
(Buenos días)



Good afternoon
(Buenas tardes)



Good night
(Buenas noches)




Hello
(Hola)




Please
(por favor)



Goodbye
(adiós)



How are you?
(¿Cómo estás?)



Thank you
(gracias)

GREETINGS

Name: _____

Date: ___ / ___ / ___

Worksheet # _____

Listen to your teacher and repeat. Then, trace the expressions.




Good morning!



Good afternoon!




Good evening!



Good night!



Hello!



Goodbye!